

A'22 Small Firms Pivot

Current run (last updated Jun 28, 2022 9:33am)

18

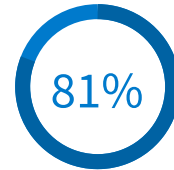
Activities

182

Participants

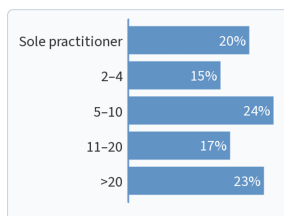
156

Average responses



Average engagement

What size is your firm?



Response options

Count

Percentage

Sole practitioner

25

20%

2-4

19

15%

5-10

30

24%

11-20

21

17%

>20

28

23%

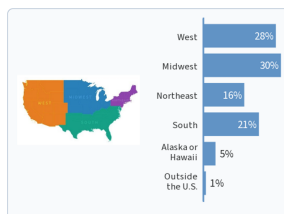


Engagement

123

Responses

Where is your firm located?



Response options

Count

Percentage

West

30

28%

Midwest

32

30%

Northeast

17

16%

South

23

21%

Alaska or Hawaii

5

5%

Outside the U.S.

1

1%

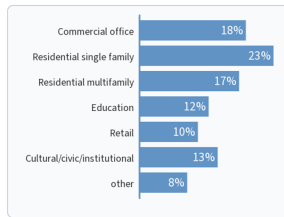


Engagement

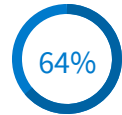
108

Responses

What market sector(s) do you specialize in?



Response options	Count	Percentage
Commercial office	49	18%
Residential single family	62	23%
Residential multifamily	46	17%
Education	32	12%
Retail	27	10%
Cultural/civic/institutional	36	13%
other	22	8%



Engagement

274

Responses

How committed is your firm to sustainable design?



Response options	Count	Percentage
It's core to our practice	17	14%
We are interested, and try to interest our clients	77	64%
We do it when our clients ask for it	18	15%
It's new for us, we're just getting started	8	7%

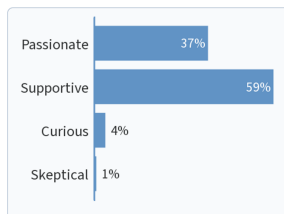


Engagement

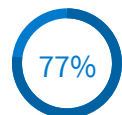
120

Responses

How do YOU feel about sustainable design?



Response options	Count	Percentage
Passionate	52	37%
Supportive	82	59%
Curious	5	4%
Skeptical	1	1%

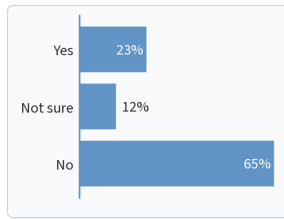


Engagement

140

Responses

Is your firm a signatory to AIA's 2030 Commitment?



Response options	Count	Percentage
Yes	37	23%
Not sure	20	12%
No	107	65%

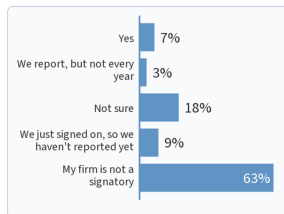


Engagement

164

Responses

As a 2030 Commitment signatory, do you also report your performance annually?



Response options	Count	Percentage
Yes	11	7%
We report, but not every year	5	3%
Not sure	29	18%
We just signed on, so we haven't reported yet	14	9%
My firm is not a signatory	99	63%

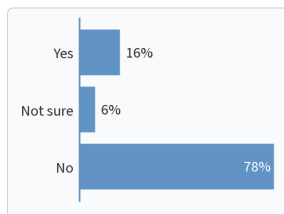


Engagement

158

Responses

Does your firm have a sustainability plan or climate action plan?



Response options	Count	Percentage
Yes	26	16%
Not sure	10	6%
No	125	78%

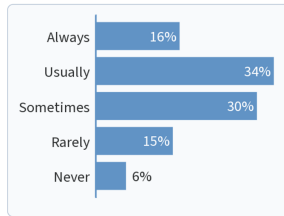


Engagement

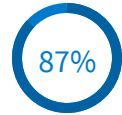
161

Responses

Do you make it a regular practice to discuss environmental impacts of decisions with clients (per AIA Code of Ethics)?



Response options	Count	Percentage
Always	25	16%
Usually	53	34%
Sometimes	48	30%
Rarely	23	15%
Never	9	6%

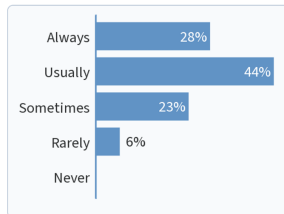


Engagement

158

Responses

Do you consider the environmental/social/health impacts of materials on your projects?



Response options	Count	Percentage
Always	43	28%
Usually	67	44%
Sometimes	35	23%
Rarely	9	6%
Never	0	0%

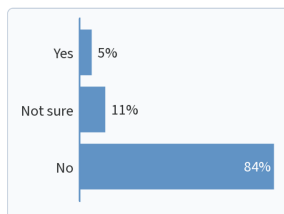


Engagement

154

Responses

Have you signed onto the AIA Materials Pledge?



Response options	Count	Percentage
Yes	8	5%
Not sure	17	11%
No	129	84%

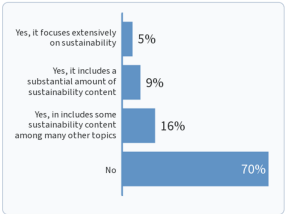


Engagement

154

Responses

Do you have an educational or training plan that includes sustainability issues?

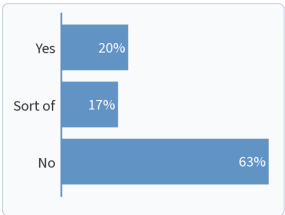


Response options	Count	Percentage
Yes, it focuses extensively on sustainability	8	5%
Yes, it includes a substantial amount of sustainability content	14	9%
Yes, in includes some sustainability content among many other topics	25	16%
No	111	70%

87% Engagement

158 Responses

Do you have a plan that requires or rewards employees for getting sustainability accreditations, such as LEED-AP, WELL-AP, etc.?

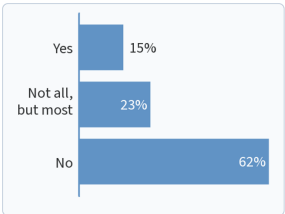


Response options	Count	Percentage
Yes	32	20%
Sort of	27	17%
No	99	63%

87% Engagement

158 Responses

Do you set minimum sustainability expectations for all your projects?

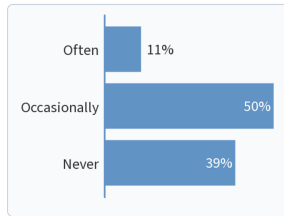


Response options	Count	Percentage
Yes	23	15%
Not all, but most	37	23%
No	98	62%

87% Engagement

158 Responses

Do you work on projects pursuing 3rd party certification such as LEED, WELL, Passive House, etc.?



Response options	Count	Percentage
Often	17	11%
Occasionally	79	50%
Never	61	39%

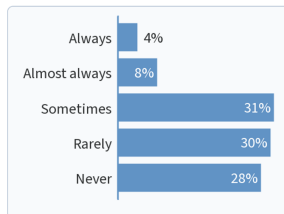


Engagement

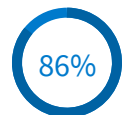
157

Responses

Do you have energy modeling done on your projects before or during the schematic design phase?



Response options	Count	Percentage
Always	6	4%
Almost always	12	8%
Sometimes	48	31%
Rarely	47	30%
Never	44	28%

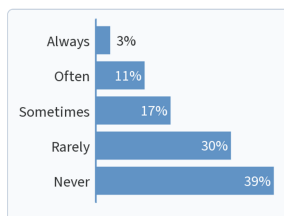


Engagement

157

Responses

Do you organize sustainability charrettes on your projects?



Response options	Count	Percentage
Always	5	3%
Often	17	11%
Sometimes	26	17%
Rarely	47	30%
Never	62	39%

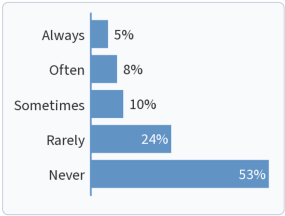


Engagement

157

Responses

Do you reference AIA's Framework for Design Excellence in your design process?



Response options	Count	Percentage
Always	8	5%
Often	12	8%
Sometimes	15	10%
Rarely	37	24%
Never	82	53%

85%
Engagement

154
Responses